NORTH WEST
NOORDWES

EXTRAORDINARY
PROVINCIAL GAZETTE

BUITENGEWONE
PROVINSIALE KOERANT

Vol. 25 20 MAY / MEI 2008 **No. 6492**

We all have the power to prevent AIDS

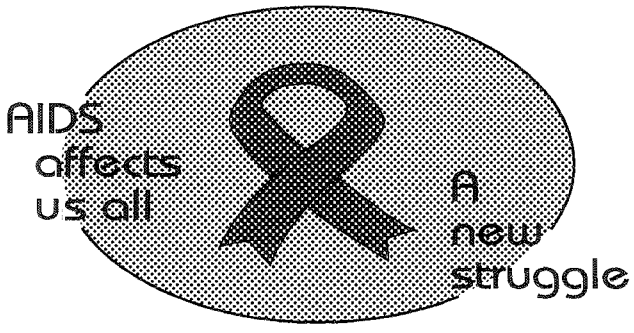

AIDS
HELPLINE
0800 012 322
DEPARTMENT OF HEALTH

Prevention is the cure

N.B. The Government Printing Works will not be held responsible for the quality of "Hard Copies" or "Electronic Files" submitted for publication purposes

06492
9771682453002

CONTENTS • INHOUD

No.		Page No.	Gazette No.
	GENERAL NOTICE		
297	Publication of the Wildlife Fencing Policy for the North West Province: For public representations or comments.....	3	6492

GENERAL NOTICE

NOTICE 297 OF 2008

NORTH WEST WILDLIFE FENCING POLICY

1. Definitions:

- **"adequate enclosed land"** refers to land which is enclosed in such a way that–
  - (a) specified wild animals are confined to that land
  - (b) can not readily escape from such land; and
  - (b) those outside that land are excluded from entering that land.

2. Table of Contents:

Section A - Minimum fencing specifications for game.
Section B - Minimum fencing specifications for predators in captivity.
Section C - Minimum quarantine specifications for predators.
Section D - Minimum fencing specifications for managed wild predators.

3. List of figures:

Figure 1 - Spacing of wire strands for Fence Type 1 and 1A.
Figure 2 - Spacing of wire strands for Fence Type 2.
Figure 3 - Spacing of wire strands for Fence Type 3.
Figure 4 - Electrical wire specifications for Fence Type 4.

4. Introduction:

South Africa has agreed and committed to participate in the global initiative to conserve and manage the rich and unique biodiversity of the nation in various legislations, treaties, conventions and management practices. To achieve the legal and international objectives, it is necessary to introduce effective planning and management tools of biodiversity on national, provincial and local levels.

Provinces are obliged, in terms of the White Paper on Conservation and Sustainable Use of South Africa's Biological Diversity, to develop and implement management strategies for managing its indigenous biodiversity.

5. Requirements for a good fence:

A good fence should have the following features:

- It should be in a perfectly straight line from one straining post to the other with all the posts standing in perfect alignment.
- The straining, corner and gateposts should be sturdy and set vertically into the ground.
- All other fence posts and droppers should stand erect and maintain the same height above ground level. In this way the undulations of the ground level are followed.
- Straining posts should not be too far apart (maximum 200 m). The closer the straining posts, the sturdier the fence.
- Irrespective of the number and type of wires used each should be at a specific height above ground level, be parallel to one another and be well secured to each fence post and dropper, in such a manner that it cannot be shifted vertically. The more wire strands in a fence of a particular height the more difficult it is for man or animal to climb through them.
- Droppers must be spaced so that the distance between the fence posts is divided equally. They must stand erect and the wire strands must be securely tied to them at the same spacing as on the fence posts.
- A good fence can never be erected with inferior material.

6. General requirements for dangerous game:

- Approval for the introduction of Dangerous Game lies with the Chief Directorate (NW DACE), and will be based on ecological considerations.
- Dangerous Game refers to: Lion, Elephant, Black Rhino, Hippopotamus, Buffalo, Leopard, Cheetah, Wild Dog and Hyena.
- Attached to the application must be letters of no objection / comment from immediate neighbours and local forums such as farmers associations. The final decision rests with the Department.
- An emergency plan, with contact persons and telephone numbers etc., must be submitted to the Department.
- A comprehensive management plan for all species is essential.
- An electrified introduction boma is a pre-requisite for all dangerous game for a minimum period.
- Any changes to Management Plans or Insurance policies / public liability must be brought to the immediate attention of the Department.

7. General:

- To qualify for exemption a farm must be adequately fenced as specified below.
- Please take note that overnight quarters may not be used as a keeping facility for any predator species.
- No live animals may be fed to predators in captivity.
- No exemption will be granted for carnivores.

SECTION A
MINIMUM FENCING SPECIFICATIONS FOR GAME

Fence Types:

FENCE TYPE	DESCRIPTION
1	1.4 m high: 12 wires
1A	1.4 m high: 12 wires + 4 electrified wires and a trip-wire with a constant pulse current of 5 000 Volts
2	1.8 m high: 15 wires
3	2.4 m high: 19 wires
4	Electrified wires and a trip-wire with a constant pulse current of 5 000 Volts

Species	Scientific name	Fence Type
Blesbok	*Damaliscus pygargus phillipsi*	1
Common/Grey duiker	*Sylvicapra grimmia*	1
Impala	*Aepyceros melampus*	2
Springbok	*Antidorcas marsupialis*	1
Steenbok	*Raphicerus campestris*	1
Black wildebeest	*Connochaetes gnou*	1
Blue wildebeest	*Connochaetes taurinus*	1
Burchell's zebra	*Equus burchelli*	1
Grey rhebuck	*Pelea capriolus*	2
Mountain reedbuck	*Redunca fulvorufula*	2
Red hartebeest	*Alcelaphus buselaphus*	2
Reedbuck	*Redunca arundinum*	2
Bushbuck	*Tragelaphus scriptus*	1
Klipspringer	*Oreotragus oreotragus*	1
Kudu	*Tragelaphus strepsiceros*	3
Oribi	*Ourebia ourebi*	1
Waterbuck	*Kobus ellipsiprimnus*	3
Lechwe	*Kobus leche*	3
Buffalo	*Syncerus caffer*	2

Eland	*Taurotragus oryx*	3
Gemsbok	*Oryx gazella*	1
Giraffe	*Giraffa camelopardalis*	3
Hippopotamus	*Hippopotamus amphibius*	1 A
Roan	*Hippotragus equinus*	2
Sable	*Hippotragus niger*	2
Tsessebe	*Damaliscus lunatus*	1
White rhinoceros	*Ceratotherium simum*	1 A
Warthog	*Phacochoerus ethiopicus*	2
Black rhinoceros	*Diceros bicornis*	1 A
African elephant	*Loxodonta africana*	3 + 4
Hartmann's zebra	*Equus zebra hartmannae*	2
Nyala	*Tragelaphus angasii*	1

Special notice:

- Fences higher than 1.4 m do not require electrification for white rhino.
- For any animal not mentioned above the approval of the Chief Directorate is needed, and decisions will be based on ecological considerations.

The following species do not qualify for exemption:

Species	Scientific name
Hippopotamus	*Hippopotamus amphibius*
Black rhinoceros	*Diceros bicornis*
African elephant	*Loxodonta africana*
All predators / carnivores species under the order CARNIVORA	
All exotic species from outside the national boundaries of South Africa, not occurring naturally within the national boundaries of South Africa	
Any animal / species that was exposed to hybridization	

Note:

- No hybrid species may leave any property within the province alive.
- No hybrid species may be imported into the North West Province.

Documented hybrids:

- Blue wildebeest x Black wildebeest
- Blesbok x Bontebok x Tsessebe
- Hartmann's Zebra x Burchell's Zebra
- Western Roan x Southern Roan

None of the above-mentioned species that has the ability to hybridize, where they are occurring in the same camp, may leave any property within the province alive.

MATERIAL SPECIFICATIONS:

FENCE TYPE 1, 1A, 2 & 3:			
POLES	Straining, gate and corner posts	Wooden	125.0 mm
		Iron	90.0 mm
POLES	Line	Wooden	125.0 mm
		Iron	50.00 mm
DROPPERS		Wooden	30.00 mm
		Iron	Standard steel
SPACING (MAX)	Straining posts		100.0 to 200.0 m
	Line poles: Y-standard		10.0 m
	Droppers		2.00 m
Wire	Straining wire	Steel	2.2 mm
FENCE TYPE 4:			
POLES	Straining, gate and corner posts	Wooden	150.0 mm
		Iron	90.0 mm
POLES	Line	Wooden	125.0 mm
		Iron	50.0 mm
DROPPERS		Wooden	75-80.0 mm
		Iron	Standard steel
SPACING (MAX)	Straining posts		100 – 200 m
	Line poles: Y-standard		10.00 m
	Droppers		2.00 m
Wire	Straining wire	Steel	2.2mm

Strands	Spacing (mm)
12	
11	200
10	200
9	100
8	100
7	100
6	100
5	100
4	100
3	100
2	100
1	100
Ground	100

FIGURE 1: SPACING OF WIRE STRANDS FOR FENCE TYPE 1 AND 1A

Strands	Spacing (mm)
15	
14	200
13	200
12	200
11	100
10	100
9	100
8	100
7	100
6	100
5	100
4	100
3	100
2	100
1	100
Ground	100

FIGURE 2: SPACING OF WIRE STRANDS FOR FENCE TYPE 2

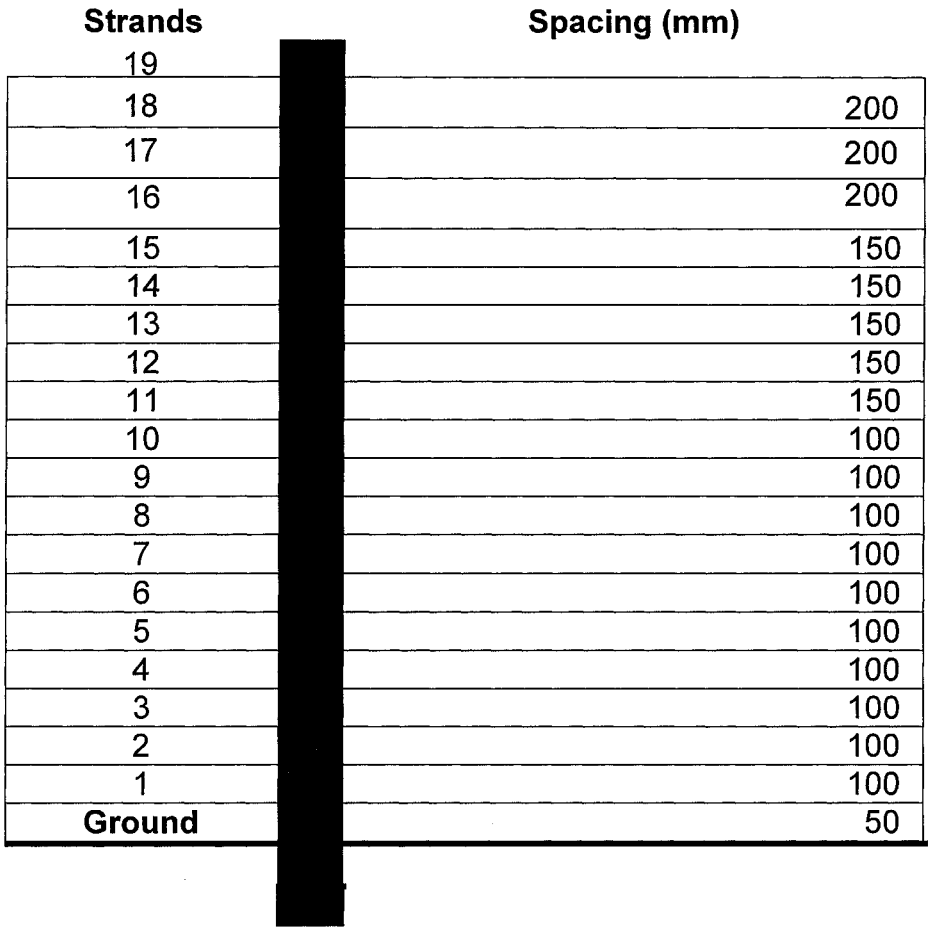

Strands	Spacing (mm)
19	
18	200
17	200
16	200
15	150
14	150
13	150
12	150
11	150
10	100
9	100
8	100
7	100
6	100
5	100
4	100
3	100
2	100
1	100
Ground	50

FIGURE 3: SPACING OF WIRE STRANDS FOR FENCE TYPE 3

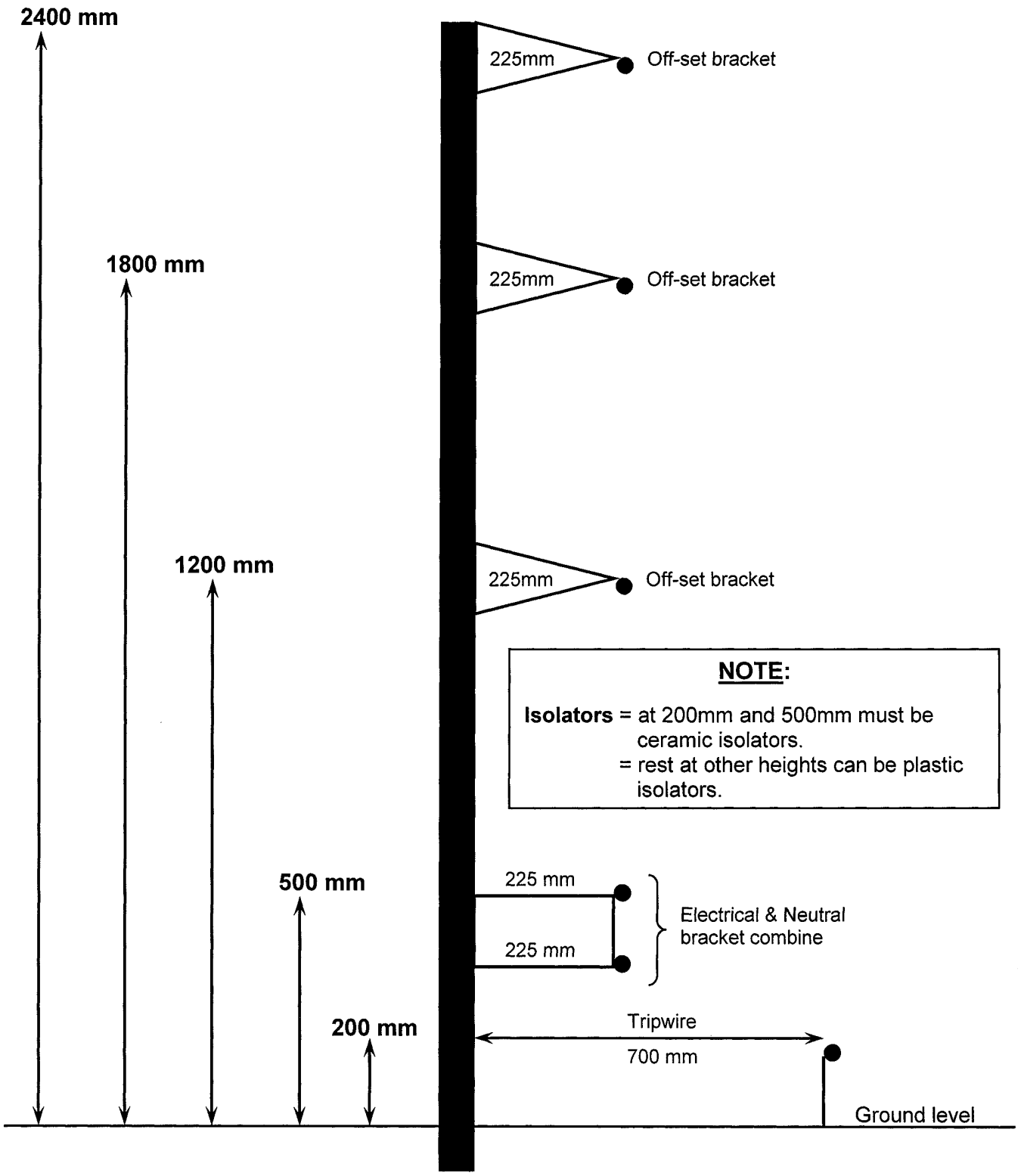

FIGURE 4: ELECTRICAL WIRE SPECIFICATIONS FOR FENCE TYPE 4

SECTION B

MINIMUM FENCING SPECIFICATIONS FOR PREDATORS IN CAPTIVITY

LION – *Panthera leo*

(Minimum size of camp = 1500 m²)

Fences:

- The camp must consist of two fences (inside fence and outside fence):
  - Inside fence must be 2.4 m high and electrified; and
  - Outside fence must be 2.4 m high.
- The inside fence must have an overhang that is 500 mm long, angling at a minimum of 45° towards the inside of the camp.
- Minimum spacing between wires on the overhang is 50 mm.
- The distance between the two fences (inside fence and outside fence) must be a minimum of 3.0 m and a maximum of 10 m.
- The inside fence must be constructed in such a way that predators must not be able to get their paws through the fence.
- Minimum gauge of inside fence 2.5 mm.
- The outside fence must be a Bonnox or Veldspan or a 24 single wire strand steel wire fence.

Electrification:

- The inside fence must be electrified with a minimum of 3 electrical wires.
- One electrical wire must be provided at the inside end of the overhang.
- All electrical strands should be 200 mm away from the fence, except on the inside end of the overhang were it should be 50 mm away.
- Electrical wires must be secured onto the fence at the following heights from the ground: 1.8 m, 2.4 m and at the end of the overhang.
- The camps must be electrified with a constant pulse current of a minimum of 6 000 Volts.
- A warning system must be in place to indicate whether the electric fence is operational or not.

Foundations:

- The inside fence must be concreted into a concrete slab directly under the fence with the following dimensions: width of concrete slab = 150 mm and depth of concrete slab = 300 mm.
- The fence itself must not be concreted into the concrete slab. It must be attached to a bottom steel wire strand that is fixed with U-loops into the concrete.
- In rocky areas specification regarding the concrete slab may be amended by the department.
- No concrete slab is required for the outside fence.

Poles:

- Corner posts (3.4 m long) have to be concreted in at a depth of 1.0 in a concrete block of 600 mm x 600 mm.
- Maximum distance between corner posts should be 100 m.
- Straining poles (3.0 m long) on the inside fence must be concreted into t ground at a depth of 600 mm in a concrete block of 300 mm x 150 mm.
- These straining poles must be spaced at a maximum of 10 m apart.
- Y-standard poles (3.0 m long) on the inside fence must be concreted into t ground at a depth of 600 mm in a concrete block of 300 mm x 150 mm a maximum distance of 5.0 m apart between the straining posts.

Gates:

- All gates must be 2.4 m high on the outside and inside fences.
- These gates must be constructed out of a steel framework.
- The inside gate must have a standard electrified overhang (as per insi fence) to the inside of the camp.
- The locking mechanism of the gate must be of such a nature that wh closed and under any kind of strain, the gap between the fence post and t gate must not exceed 50 mm.
- The gap between the bottom (lowest part) of the gate and the concrete sl underneath the gate must not exceed 50 mm. The same applies to the g between the top of the gate and the overhang.
- NB: Please note that the gates are seen as part of the fence and thus shou comply with the same standards as the fences.

Overnight quarters:

- Adequate cover against weather patterns must be provided in each camp.

Water points:

- Each camp must be supplied with an efficient water system.

Special note:
No expanded metal may be used on inside fences or gates.

LEOPARD – *Panthera pardus*

(Minimum size of camp = 600 m²)

Fences:

- The camp must consist of two fences (inside fence and outside fence):
  - Inside fence must be 3.0 m high and electrified; and
  - Outside fence must be 2.4 m high.
- The inside fence must have an overhang that is 1.0 m long, angling at towards the inside of the camp.
- Minimum spacing between wires on the overhang is 50 mm.
- The distance between the two fences (inside fence and outside fence) m be a minimum of 3 m and a maximum of 10 m.
- The inside fence must be constructed in such a way that predators must be able to get their paws through the fence.
- Minimum gauge of inside fence 2.5 mm.
- The outside fence must be a Bonnox or Veldspan or a 24 single wire stra steel wire fence.

Electrification:

- The inside fence must be electrified with a minimum of 4 electrical wires.
- One electrical wire must be provided at the inside end of the overhang.
- All electrical strands should be 200 mm away from the fence, except on inside end of the overhang were it should be 50 mm away.
- Electrical wires must be secured onto the fence at the following heights fr the ground: 300 mm, 1.0 m, 3.0 m and at the end of the overhang.
- The camps must be electrified with a constant pulse current of a minimum 6 000 Volts.
- A warning system must be in place to indicate whether the electric fence operational or not.
- No electrification is required when the camp is fully enclosed

Foundations:

- The inside fence must be concreted into a concrete slab directly under fence with the following dimensions: width of concrete slab = 150 mm a depth of concrete slab = 300 mm.
- The fence itself must not be concreted into the concrete slab. It must attached to a bottom steel wire strand that is fixed with U-loops into concrete.
- In rocky areas specification regarding the concrete slab may be amended the department.
- No concrete slab is required for the outside fence.

Poles:

- Corner posts (4.0 m long) have to be concreted in at a depth of 1.0 in a concrete block of 600 mm x 600 mm.
- Maximum distance between corner posts should be 100 m.
- Straining poles (3.6 m long) on the inside fence must be concreted into ground at a depth of 600 mm in a concrete block of 300 mm x 150 mm.
- These straining poles must be spaced at a maximum distance of 10 m apa
- Y-standard poles (3.6 m long) on the inside fence must be concreted into ground at a depth of 600 mm in a concrete block of 300 mm x 150 mm a maximum distance of 5 m apart between the straining posts.

Gates:

- The inside gate must be 3.0 m high and the outside gate 2.4 m high.
- These gates must be constructed out of a steel framework.
- The inside gate must have a standard electrified overhang (as per ins fence) to the inside of the camp.
- The locking mechanism of the gate must be of such a nature that wh closed and under any kind of strain, the gap between the fence posts and gate must not exceed 50 mm.
- The gap between the bottom (lowest part) of the gate and the concrete s underneath the gate must not exceed 50 mm. The same applies to the g between the top of the gate and the overhang.
- NB: Please note that the gates are seen as part of the fence and thus sho comply with the same standards as the fences.

Overnight quarters:

- Adequate cover against weather patterns must be provided in each camp.

Water points:

- Each camp must be supplied with an efficient water system.

Special note:
No expanded metal may be used on inside fences or gates.

WILD DOG *Lycaon pictus* & CHEETAH – *Acinonyx jubates*

(Minimum size of camp = 1 000 m²)

Fences:

- The camp must consist of two fences (inside fence and outside fence):
  - Inside fence must be 2.4 m high; and
  - Outside fence must be 2.4 m high.
- The distance between the two fences (inside fence and outside fence) mu be a minimum of 3 m and a maximum of 10 m.
- The inside fence must be constructed in such a way that predators must r be able to get their paws or their jaws through the fence.
- Minimum gauge of inside fence 2.5 mm.
- The outside fence must be a Bonnox or Veldspan or a 24 single wire stra steel wire fence.

Foundations:

- The inside fence must be concreted into a concrete slab directly under t fence with the following dimensions: width of concrete slab = 150 mm a depth of concrete slab = 300 mm.
- The fence itself must not be concreted into the concrete slab. It must attached to a bottom steel wire strand that is fixed with U-loops into t concrete.
- In rocky areas specification regarding the concrete slab may be amended the department.
- No concrete slab is required for the outside fence.

Poles:

- Corner posts (3.4 m long) have to be concreted in at a depth of 1.0 in a concrete block of 600 mm x 600 mm.
- Maximum distance between corner posts should be 100 m.
- Straining poles (3.0 m long) on the inside fence must be concreted into t ground at a depth of 600 mm in a concrete block of 300 mm x 150 mm.
- These straining poles must be spaced at a maximum distance of 10 m apar
- Y-standard poles (3.0 m long) on the inside fence must be concreted into t ground at a depth of 600 mm in a concrete block of 300 mm x 150 mm a maximum distance of 5 m apart between the straining posts.

Gates:

- All gates must be 2.4 m high on the outside and inside fences.
- These gates must be constructed out of a steel framework.
- The locking mechanism of the gate must be of such a nature that when closed and under any kind of strain, the gap between the fence posts and the gate must not exceed 50 mm.
- The gap between the bottom (lowest part) of the gate and the concrete slab underneath the gate must not exceed 50 mm. The same applies to the gap between the top of the gate and the overhang.
- NB: Please note that the gates are seen as part of the fence and thus should comply with the same standards as the fences.

Overnight quarters:

- Adequate cover against weather patterns must be provided in each camp.

Water points:

- Each camp must be supplied with an efficient water system.

Special note:
No expanded metal may be used on inside fences or gates.

BROWN HYENA – *Hyaena brunnea*
& SPOTTED HYENA – *Crocuta crocuta*

(Minimum size of camp = 1 000 m²)

Fences:

- The camp must consist of two fences (inside fence and outside fence):
    - Inside fence must be 1.8 m high and electrified; and
    - Outside fence must be 1.8 m high.
- Minimum spacing between wires on the overhang is 50 mm.
- The distance between the two fences (inside fence and outside fence) must be a minimum of 3 m and a maximum of 10 m.
- The inside fence must be constructed in such a way that predators must not be able to their paws or their jaws through the fence.
- Minimum gauge of inside fence 2.5 mm.
- The outside fence must be a Bonnox or Veldspan or a 24 single wire strand steel wire fence.

Electrification:

- The inside fence must be electrified with a minimum of 3 electrical wires.
- One electrical wire must be provided at the inside end of the overhang.
- All electrical strands should be 200 mm away from the fence, except on the inside end of the overhang were it should be 50 mm away.

- Electrical wires must be secured onto the fence at the following heights from the ground: 200 mm, 1.0 m and 1.8 m.
- The camps must be electrified with a constant pulse current of a minimum of 6 000 Volts.
- A warning system must be in place to indicate whether the electric fence is operational or not.

Foundations:

- The inside fence must be concreted into a concrete slab directly under the fence with the following dimensions: width of concrete slab = 150 mm and depth of concrete slab = 300 mm.
- The fence itself must not be concreted into the concrete slab. It must be attached to a bottom steel wire strand that is fixed with U-loops into the concrete.
- In rocky areas specification regarding the concrete slab may be amended by the department.
- No concrete slab is required for the outside fence.

Poles:

- Corner posts (2.8 m long) have to be concreted in at a depth of 1.0 m, in a concrete block of 600 mm x 600 mm.
- Maximum distance between corner posts should be 100 m.
- Straining poles (2.4 m long) on the inside fence must be concreted into the ground at a depth of 600 mm in a concrete block of 300 mm x 150 mm.
- These straining poles must be spaced at a maximum distance of 10 m apart.
- Y-standard poles (2.4 m long) on the inside fence must be concreted into the ground at a depth of 600 mm in a concrete block of 300 mm x 150 mm at a maximum distance of 5 m apart between the straining posts.

Gates:

- All gates must be 1.8 m high on the outside and inside fences.
- These gates must be constructed out of a steel framework.
- The inside gate must have a standard electrified overhang (as per inside fence) to the inside of the camp.
- The locking mechanism of the gate must be of such a nature that when closed and under any kind of strain, the gap between the fence posts and the gate must not exceed 50 mm.
- The gap between the bottom (lowest part) of the gate and the concrete slab underneath the gate must not exceed 50 mm. The same applies to the gap between the top of the gate and the overhang.
- NB: Please note that the gates are seen as part of the fence and thus should comply with the same standards as the fences.

Overnight quarters:

- Adequate cover against weather patterns must be provided in each camp.

Water points:

- Each camp must be supplied with an efficient water system.

Special note:
No expanded metal may be used on inside fences or gates.

CARACAL – *Felis caracal* & other smaller cat species

(Minimum size of camp = 50 m²)

Fences:

- The camp must consist of two fences (inside fence and outside fence):
  - Inside fence must be 2.4 m high and electrified; and
  - Outside fence must be 2.4 m high.
- The inside fence must have an overhang that is 500 mm long, angling at 45° towards the inside of the camp.
- Minimum spacing between wires on the overhang is 50 mm.
- The distance between the two fences (inside fence and outside fence) must be a minimum of 3 m and a maximum of 10 m.
- The inside fence must be constructed in such a way that predators must not be able to get their paws through the fence.
- Minimum gauge of inside fence 2.0 mm.
- The outside fence must be a Bonnox, Veldspan or diamond mesh fence.

Electrification:

- The inside fence must be electrified with a minimum of 3 electrical wires.
- One electrical wire must be provided at the inside end of the overhang.
- All electrical strands should be 150 mm away from the fence, except on the inside end of the overhang were it should be 50 mm away.
- Electrical wires must be secured onto the fence at the following heights from the ground: 300 mm, 2.4 m and at the end of the overhang.
- The camps must be electrified with a constant pulse current of a minimum of 6 000 Volts.
- A warning system must be in place to indicate whether the electric fence is operational or not.
- No electrification is required when the camp is fully enclosed.

Foundations:

- The inside fence must be concreted into a concrete slab directly under the fence with the following dimensions of: width of concrete slab = 150 mm and depth of concrete slab = 300 mm.
- The fence itself must not be concreted into the concrete. It must be attached to a bottom steel wire strand that is fixed with U-loops into the concrete.
- In rocky areas specification regarding the concrete slab may be amended by the department.
- No concrete slab is required for the outside fence.
- Minimum strength of concrete mixture on all applications = 40 mpa.

Poles:

- Corner posts (3.4 m long) have to be concreted in at a depth of 1.0 m, in a concrete block of 600 mm x 600 mm.
- Maximum distance between corner posts should be 100 m.
- Straining poles (3.0 m long) on the inside fence must be concreted into the ground at a depth of 600 mm in a concrete block of 300 mm x 150 mm.
- These straining poles must be spaced at a maximum distance of 10 m apart.
- Y-standard poles (3.0 m long) on the inside fence must be concreted into the ground at a depth of 600 mm in a concrete block of 300 mm x 150 mm at a maximum distance of 5 m apart between the straining posts.

Gates:

- All gates must be 2.4 m high on the outside and inside fences.
- These gates must be constructed out of a steel framework.
- The inside gate must have a standard electrified overhang (as per inside fence) to the inside of the camp.
- The locking mechanism of the gate must be of such a nature that when closed and under any kind of strain, the gap between the fence posts and the gate must not exceed 50 mm.
- The gap between the bottom (lowest part) of the gate and the concrete slab underneath the gate must not exceed 50 mm. The same applies to the gap between the top of the gate and the overhang.
- NB: Please note that the gates are seen as part of the fence and thus should comply with the same standards as the fences.

Overnight quarters:

- Adequate cover against weather patterns must be provided in each camp.

Water points:

- Each camp must be supplied with an efficient water system.

Special note:
No expanded metal may be used on inside fences or gates.

SECTION C
MINIMUM QUARANTINE SPECIFICATIONS FOR PREDATORS

NB: The same standard applies to quarantine facilities with regard to fencing, poles, electricity, gates and water points. The minimum size per camp is 1 000 m². This 1000 m² camp may not be subdivided.

Overnight quarters within the quarantine camp will be the following sizes:

- **Lions**
- The size of these facilities must be 9 m².
- The walls must be 20 cm thick, with a solid roof, adequate ventilation and steel doors that can be operated from outside the camps.
- Height of the walls should be 1.2 m.

- **Leopard, Cheetah, Wild dog, Brown & Spotted Hyena**
- The size of these facilities must be 4 m².
- The walls must be 20 cm thick, with a solid roof, adequate ventilation and steel doors that can be operated from outside the camps.
- Height of the walls should be 1.2 m.

SECTION D

MINIMUM FENCING SPECIFICATIONS FOR PREDATORS RELEASED IN CAMPS BIGGER THAN 10 HA

(LION, CHEETAH, WILD DOG, BROWN & SPOTTED HYENA)

(Fence types 3 & 4 apply)

Strands	Spacing (mm)
19	
18	200
17	200
16	200
15	150
14	150
13	150
12	150
11	150
10	100
9	100
8	100
7	100
6	100
5	100
4	100
3	100
2	100
1	100
Ground	50

FIGURE 3: FENCE TYPE 3 - PERIMETER FENCE

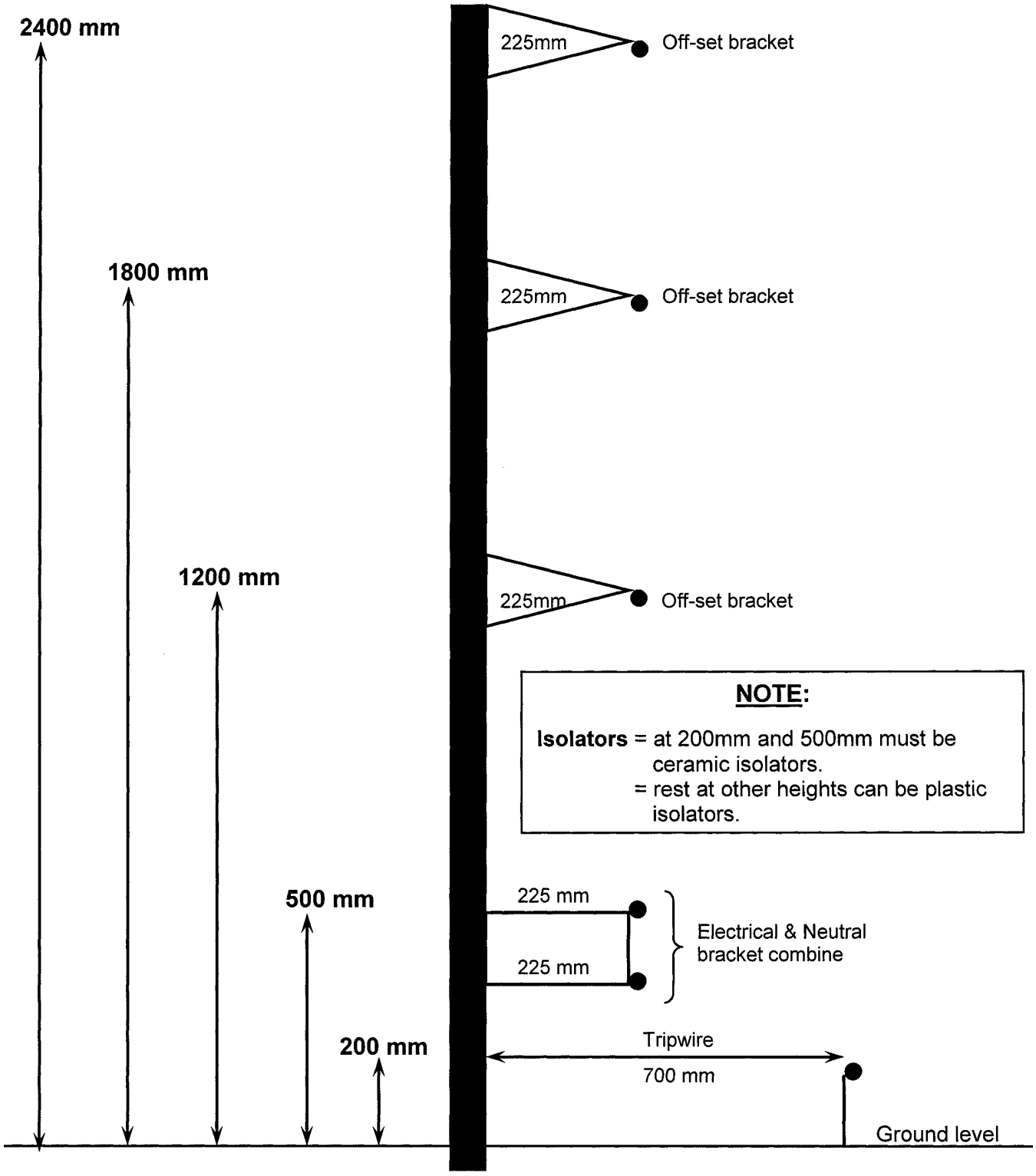

FIGURE 4: ELECTRICAL WIRE SPECIFICATIONS FOR FENCE TYPE 4

- All electric fences must have a standard alarm system per energizer.
- A minimum voltage of 5 000 V must be maintained at all times.
- A back-up system must be in place for each energizer.
- The fencing of human accommodation facilities etc. is recommended.
- Warning signs must be placed at all gates and along fenced public roads at 1km intervals.
- Special plans with regard to the fencing of dongas and rivers must be submitted for approval.
- Wire netting to a height of 1.2 m is mandatory along all public roads.
- Pre-release holding pen standards for lion, cheetah, brown and spotted hyena and wild dog before release into bigger camps:
  1. Minimum size = 30 m x 30 m.
  2. Maximum number of animals per camp = 5.
  3. All other standards apply as documented in the minimum fencing requirements for specific species, except for the following:
     - Only one fence is required. This fence must be constructed matching all the minimum standard as prescribed for the inside fence specifications for each species;
     - Fence does not have to be concreted into the ground.
  4. Maximum keeping period of predators in temporary holding camps prior to release is six (6) months.

SECTION E

GENERAL SPECIFICATIONS FOR THE WARNING SIGNS OF PREDATOR CAMPS

Compulsory Warning Signs:

1.) Compulsory Warning Sign specifications for predator camps without 'Tourism Approval':

- Main gate/s: Minimum size of the warning sign at the main gate/s should be at least 1.0 m x 1.0 m.
- The wording on the warning sign must be indicated in the following three languages: Afrikaans, English and Setswana.
- The following wording must appear on each warning sign:

GEVAAR!
Geen ongemagtigde toegang!

DANGER!
No unauthorized entry!

KOTSI!
Ga o a dumelelwa go tsena!

- The warning signs must be printed in RED letter work on a WHITE background.
- All signage of warning signs must be clearly visible and readable.
- This warning sign must be secured onto the main gate.
- In the case of free roaming predators, warning signs (same specifications as for captive predators) must be placed at all gates and fences bordering public roads at 1.0 km intervals.

2.) Compulsory Warning Sign specifications for predator camps with 'Tourism Approval':

- All the same specifications as for predator camps without 'Tourism Approval' also applies to those with approval (see above-mentioned specifications).
- Additionally a separate warning sign must be secured onto the main gate, indicating the rules of the predator camp, including the following:
  - You enter this predator camp at own risk;
  - You may not feed, tease or throw any objects at the predators;
  - You may not put any body part or object through or against the fences of the predator camps;
  - Trespassers will be prosecuted;
  - Tourists/ visitors must keep a minimum distance of 1.0 m from the inside fence line.

Printed by and obtainable from the Government Printer, Bosman Street, Private Bag X85, Pretoria, 0001.
Tel: 334-4507, 334-4511, 334-4509, 334-4515
Also available at the **North-West Province,** Private Bag X2036, Mmabatho, 8681. Tel. (0140) 81-0121
Gedruk deur en verkrygbaar by die Staatsdrukker, Bosmanstraat, Privaat Sak X85, Pretoria, 0001.
Tel. 334-4507, 334-4511, 334-4509, 334-4515
Ook verkrygbaar by die **Noordwes-provinsie,** Privaat Sak X2036, Mmabatho, 8681. Tel. (0140) 81-0121